

# Fiber Modular Aggregator Universal Network TAPs

10G | 1U Chassis | Supports TAP "Breakout," Aggregation, Regeneration/SPAN and Bypass modes



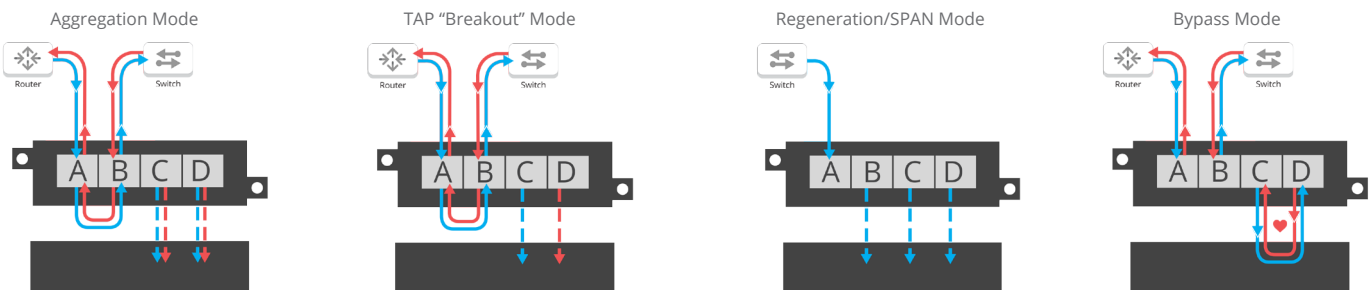
Network test access points (TAPs) are hardware tools that allow you to access and monitor your network. Aggregating TAPs are used to capture 100% full duplex traffic; the traffic can then be sent to multiple monitor appliances to analyze your network. Aggregating TAPs are purpose-built hardware devices that let you see every bit, byte and packet.®

Universal functionality on this TAP supports breakout, aggregation, regeneration/SPAN and bypass modes, allowing you to fully deploy and manage your monitoring and security appliances and guarantee 100% network uptime.

## Key Features

- Aggregating Universal TAPs are fully configurable and support breakout, aggregation, regeneration/SPAN, bypass modes.
- Securely TAP a 10G circuit and convert to SR, LR and ER.
- Monitor four inline appliances with fail over assurance.
- 1U chassis system supports up to 4 TAPs.
- Configure and manage remotely or locally.
- Hot swappable TAP modules.
- Supports jumbo frames, packet injection, link failure propagation (LFP).
- Breakout Mode: Heartbeat packets are sent out of each monitoring port. If the heartbeat packets are not received from either direction then Bypass mode takes effect. Heartbeat packets are never sent on the live network.
- 100% secure and invisible; no IP address, no MAC address; cannot be hacked.
- Made, tested and certified in USA.

## Network Flow




## APPLICATIONS:

- Media conversion for fiber, SR, LR, and ER.
- Breakout mode: Use for full utilization to capture 100% traffic.
- Aggregation mode: Capture 100% full duplex traffic for multiple monitoring appliances.
- Regeneration/SPAN mode: Replicate network traffic up to three ports.
- Bypass mode: Monitors the health of inline appliances and bypasses the inline appliance if it goes offline for any reason.

## SOLUTIONS:

10G Aggregating TAPs are ideal for:



## Competitive Edge

- Universal TAPs support breakout, aggregation, regeneration/SPAN, bypass modes.
- Convert 10G fiber media.
- Tested and Certified



## Have Questions?

sales@garlandtechnology.com  
+716.242.8500  
garlandtechnology.com

# Fiber Modular Aggregator Universal Network TAPs

Chassis System								
Model #	Description							
M10G1ACv2	10G-1U Chassis System: Supports up to 4 modular Bypass TAPs. Dual internal AC power supplies. Voltage: 90 - 264 Volts							
M10G1DCv2	10G-1U Chassis System: Supports up to 4 modular Bypass TAPs. Dual internal DC power supplies. Voltage: 36 - 75 Volts							
Model #	Network Speed	Bypass TAP Module	Media		Modes		Specifications	
			Network	Monitor				
M10GMSBPv2	10G	SR Multi-mode Fiber	2 SR Multi-mode, LC-Fiber	2 SFP+ Cages	Breakout	X	Output Transmit Power	Typical: -2.6dBm Minimum: -3dBm
					Aggregation	X	Optical Receive Sensitivity	Typical: -14.6dBm Maximum: 11.1dBm
					Regeneration/SPAN	X	Insertion Loss (Normal or Bypass Modes)	Typical: 0.8dB Maximum: 1.9dB
					Bypass	X	Fiber Distance*	137m at 62.5 um*
							MTBF	>150,000 hours
M10GSSBPv2	10G	LR Single mode Fiber	2 LR Single mode LC-Fiber	2 SFP+ Cages	Breakout	X	Output Transmit Power	Typical: -2.6dBm Minimum: -3dBm
					Aggregation	X	Optical Receive Sensitivity	Typical: -14.6 dBm Maximum: -11.1dBm
					Regeneration/SPAN	X	Insertion Loss (Normal or Bypass Modes)	Typical: 1.2dB Maximum: 1.6dB
					Bypass	X	Fiber Distance*	5000m at 9 um*
							MTBF	>150,000 hours
M10GESBPv2	10G	ER Single mode Fiber	2 ER Single mode LC-Fiber	2 SFP+ Cages	Breakout	X	Output Transmit Power	Typical: -2.6dBm Minimum: -3dBm
					Aggregation	X	Optical Receive Sensitivity	Typical: -14.6 dBm Maximum: -11.1dBm
					Regeneration/SPAN	X	Insertion Loss (Normal or Bypass Modes)	Typical: 1.2dB Maximum: 1.6dB
					Bypass	X	Fiber Distance*	20000m at 9 um*
							MTBF	>150,000 hours

\*Theoretical distance - defined as half a distance as stated by the IEEE 802.3 standard.

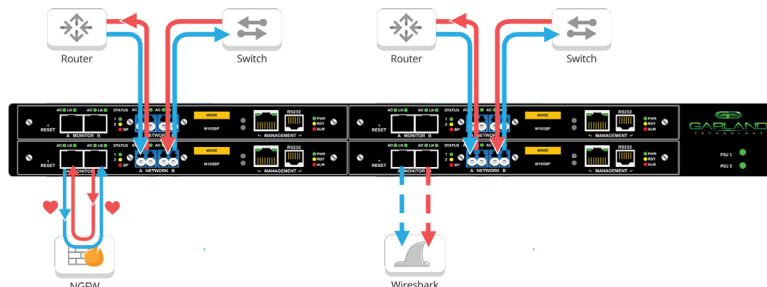
## Additional Chassis Specifications

**Power Consumption:** 160w (for 4 TAPs)  
**Operating Temp.:** 0C to -50C / +32F to +122F

**Operating Humidity:** 90% non-condensing  
**Chassis Dimensions (HxWxD):**  
 1.75" x 17.50" x 13.50"  
 (44.45 mm x 444.5mm x 342.9mm)

- Full Duplex
- SPAN
- Eastbound
- Westbound
- Aggregated

## Use Cases



Bypass and TAP "Breakout" Modes



This document is for informational purposes only. The information in this document, believed by Garland Technology to be accurate as of the date of publication, is subject to change without notice. Garland Technology assumes no responsibility for any errors or omissions in this document and shall have no obligation to you as a result of having made this document available to you or based upon the information it contains. ©2017 Garland Technology LLC. All Rights Reserved